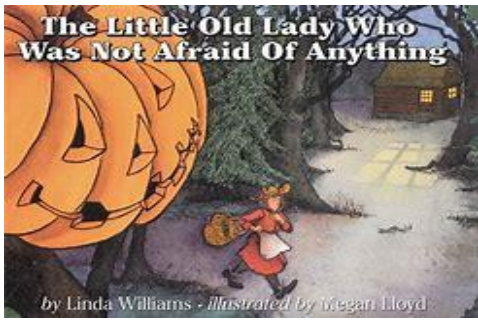


PRE-K 4 ROOM 109 NEWSLETTER OCT 10 -OCT 14

Ms. Nicole W. and Ms. Mariela



STUDENTS FAVORITE BOOK OF THE WEEK "THE LITTLE OLD LADY WHO WAS NOT AFRAID OF ANYTHING" BY LINDA WILLIAMS


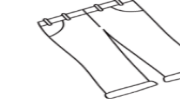



SPECIAL THANK YOU TO 6TH GRADERS ALFRED AND ALIZA!! THEY HELPED OUR STUDENTS MEASURE, BUILD, AND IDENTIFY LETTERS AND LETTER SOUNDS WHILE TEACHING SAFE PLAY!!

THANK YOU TO THIS WEEKS SNACK FAMILY: DASHANA II NEXT WEEK IS: PETER'S SNACK FAMILY

BEGINNING OF THE YEAR STUDY

Students worked on sequencing events, recognizing action verbs, manipulating inflectional endings, and identifying story elements using the book 'The Little Old Lady Who Wasn't Afraid of Anything'. The students favorite part of this book is the fact that each item the Old Lady comes across (boots, shirt, pants, hat, gloves, and pumpkin head) each made their own "sound" which I also pair with body movements. (Ask your child to demonstrate!) Huge advocate for employing ALL the senses whenever possible, in lessons.

The Little Old Lady Who Wasn't Afraid of Anything
Match the noun to the verb!

| | | |
|---|--------|--------|
|  | Shoes | clap |
|  | Pants | clomp |
|  | Shirt | nod |
|  | Gloves | shake |
|  | hat | wiggle |

Hello Families,
Giving your child more freedom and responsibility in concrete ways helps you feel more confident that your child can succeed in taking the big step to kindergarten. Teaching your child how to take care of himself/herself builds feeling of competence and confidence. Remember it is important to rehearse school-related activities. **Putting on their own Coat**

Please work with your child on getting their coat on and off by themselves. If the sleeve gets turn out the wrong way show them how to put their hand back in and pull it out by holding onto the cuff. Help them practice zipping up their coat and getting on and off their backpack over their coat. The more your child can do alone on busy school mornings, the better it is for your child and parents alike. Such self-help skills have a big pay-off in school. When children can get their own coats off, they do not have to ask for help and may, in fact, help others. Such acts can begin friendships.

Snack and Lunch Practice having snack and lunch at home with your child. Have your child open his/her own snack cheese stick, chip bags and juice box. Independence is encouraged at school.

Bathroom!! Please work with your child on all bathroom skills like **buttoning / zipping pants**, turning on/off the faucet, washing their hands and flushing the toilet, etc. **Shoe/** We would like you to begin working on shoe tying. It helps if you remove the cord shoelaces that come with many sneakers and replace them with the traditional flat shoelaces. These shoelaces are easier for children to tie, and they stay tied longer than the cord shoelaces. Double knotting the bow helps them stay tied as well. We think the most important point to remember when teaching a child to tie shoes is for the adult to STOP tying the shoes and give your child time to try themselves, even if it means that the child takes longer. Some children, especially left handers, may need extra time and help. You may consider having a left-handed adult teach the left-handed children shoe tying skills. **Of course**, if a child is really struggling, they may not be developmentally ready to learn. In that case, the adult should go ahead and tie the shoes and wait a few weeks or months to begin teaching the skill again.



Ricky the Reading/Therapy Dog came for visit! At LCCS our students benefit from reading a book to Ricky or if a child is having a bad day they can borrow our school therapy dog (his schedule varies, but he is around most days:) Ricky is always willing to help.



Children can "think outside the box" with chalk, drawing with various chalk colors and experimenting with thick and thin chalk sticks. They can explore texture as they see the effect chalk creates on outdoor surfaces like pavement or stones. Outdoor play provides incomparable benefits to children's minds, bodies and spirits,



Divyansh and Lucas are creating a scarecrow from the story!!



Congratulations to Mr. Siddharth (Ahil's Father) is our Class Parent!!
Picture Day Nov 7th



On October 31st students will participate in our LCCS Halloween Parade Outdoors! Make sure all costumes are safe and comfortable for them to wear all day. No masks



7 Chaperones will be needed for "Tree-rific Tree" program at the Arboretum to kick off our Tree Study in Pre-K Trip on November 3rd! Please sign and return Permission slips ASAP! Remember ASQ is due



The Little Old Lady Who Was Not
Afraid of Anything



Sequence the Pictures!

| | | | | | |
|--|--|--|--|--|--|
| | | | | | |
|--|--|--|--|--|--|

Name _____

